

ClearOne® **Aura**™

Quick-Start Guide



VERSA™ PRO 50 COMPLETE HOME OFFICE SOLUTION

CONTACT INFORMATION

Headquarters

5225 Wiley Post Way
Suite 500
Salt Lake City, UT 84116
US: +1.801.975.7200
International: +1.801.975.7200

Aura Sales

US: +1.888.HEY.AURA
International: +1.801.975.7200
aurasales@clearone.com

Aura Tech Support

US: +1.888.HEY.AURA
International: +1.801.975.7200
auratechsupport@clearone.com

NOTICES

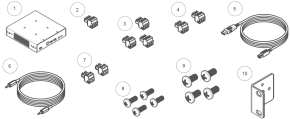


© 2021 ClearOne, Inc. All rights reserved.

Information in this document is subject to change without notice.

Document: QSG-0076-002v1.1 February 2021


COMPONENTS INCLUDED

The Versa Pro 50 includes the UNITE® 50 4K ePTZ camera, the CONVERGE® Huddle DSP Mixer, a Ceiling Mic Array, and a free COLLABORATE® Space lifetime subscription.


Versa Pro 50	
	<p>AUR-2100-006</p> <p>UNITE 50 4K ePTZ camera, USB cable, and camera remote control</p>
	<p>AUR-3200-701: (1) CONVERGE Huddle, (2-4) Terminal Block Connectors, (5) USB 3.0 cable, (6) TRRS cable, (7) Mini COMBICON plug connectors, (8-9) Phillips pan-head screws, (10) Mounting ears kit</p>
	<p>AUR-001-013-W</p> <p>Ceiling Microphone Array, cables</p>
	<p>Free COLLABORATE Space lifetime subscription</p>

SET UP YOUR PRODUCT

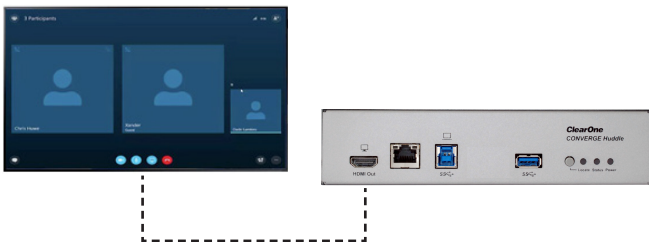
1. Connect the UNITE 50 to a USB 3.0 port on the CONVERGE Huddle.




2. Connect the Ceiling Mic Array to a Mic/Line input on the CONVERGE Huddle.



3. Connect the display to the HDMI output on the CONVERGE Huddle.



4. Connect the CONVERGE Huddle to a PoE power injector (Midspan), or PoE Ethernet Network Switch (Endspan).




Versa™ Pro 50

- To cast a laptop screen onto a display via USB 3.0, install the DisplayLink driver (one time installation) onto the laptop. You can download the driver from:

www.displaylink.com/downloads

Note: If a Windows 10 laptop comes with the DisplayLink driver pre-installed, it does not need to be installed separately. The Versa Hub has been tested with DisplayLink driver version 8.2.1999.0.

- Connect your laptop to the USB 3.0 Type-B input port on the CONVERGE Huddle.



For more detailed information about CONVERGE Huddle, Ceiling Mic Array, and UNITE 50 products, please refer to the appropriate user manual or quick start guide on the ClearOne website:

www.clearone.com